

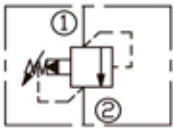
DESCRIPTION

A cartridge-style pilot-operated spool-type relief valve

OPERATION

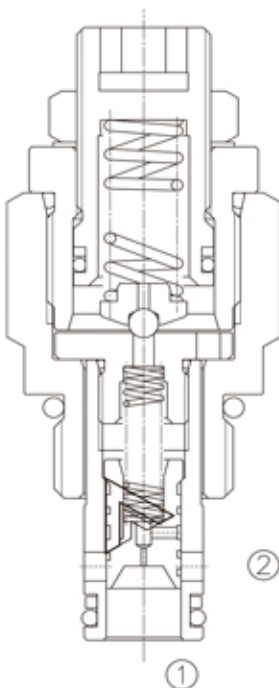
The valve prevents flow from ① to ② until pressure at ① exceeds the set crack pressure and opens the pilot section. The pilot flow creates a pressure differential across the spool which causes the valve to open allowing flow from ① to ② protecting the circuit from over pressurization. This cartridge relief valve offers a smooth transition in response to a load change in a hydraulic circuit.

SYMBOL

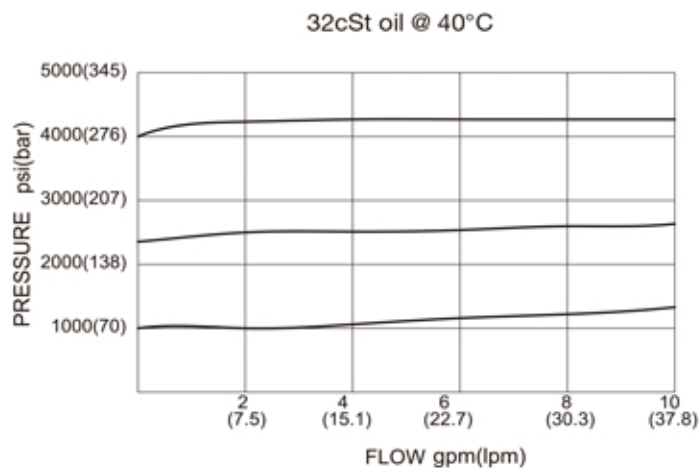


SPECIFICATIONS

(Max.Operating Pressure):	350bar
(Flow):	See PRESSURE DROP VS. FLOW graph.
(Internal Leakage):	82cc/min. max. to 90% of nominal setting pressure
(Standard Spring Ranges):	3.45bar to 103.5bar, preset : 31bar 3.45bar to 207bar, preset : 65.5bar 3.45bar to 350bar, preset : 103bar
(Temperature):	-40°F to +250°F(-40°C to +120°C)
(Filtration):	See page N-1
(Fluids):	Mineral-based fluids with viscosities of 7.4 to 420 cSt.
(Cavity):	08-2, See page M-1
(Body Material):	Steel & Ductile iron rated to 350bar



PRESSURE DROP VS.FLOW



LPSRV2 - 08 - * * / **** - * *



1 LPSRV2=
Pilot-Operated Spool-type
Relief Valve

2 Size
08=08

3 Spring Ranges
15=50-1500psi(3.5-103.5bar)
Preset:450psi(31bar)
30=50-3000psi(3.5-207bar)
Preset:950psi(65.5bar)
50=50-5000psi(3.5-350bar)
Preset:1500psi(103bar)

4 Setting In Bar
Blank= Preset
Example:0150 =150Bar

5 Body Porting
Blank= None
4T=SAE4
6T=SAE6
2G=G 1/4
3G=G 3/8

Other Porting is Available

E

INSTALLATION DIMENSIONS

Unit=Millimeters

