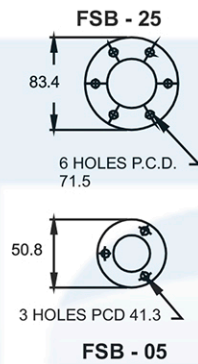
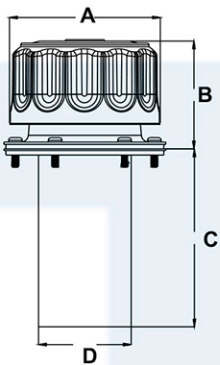


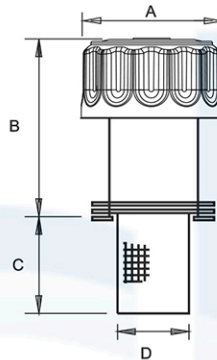
- CHROME PLATED STEEL CAP - VENTS UNDERNEATH
- ALTERNATE CAP FINISH BLACK POWDER COATED
- FILTRATION 40 MICRONS STANDARD / OPTIONAL 10 & 3 MICRONS
- AIR FLOWS TO 25 CFM (750 LPM)
- RUGGED CAST ALUMINIUM HOUSING (FOR BM MODEL)
- METAL STRAINER - STANDARD
- HARDWARE INCLUDES GASKETS & (10-32) SCREWS



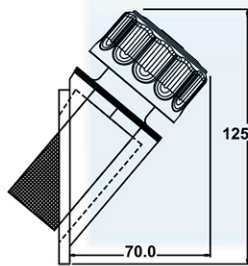
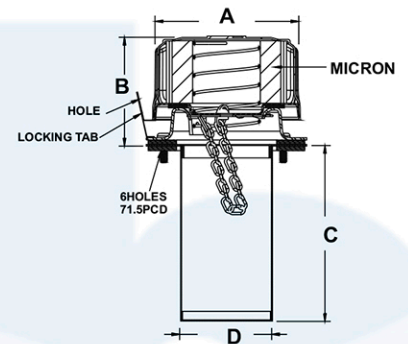
FLANGE TYPE



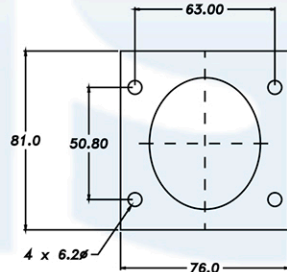
FLANGE TYPE HIGH NECK



OPTIONAL FEATURES

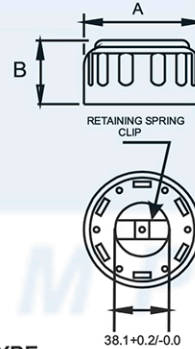


FSB - 05 BM

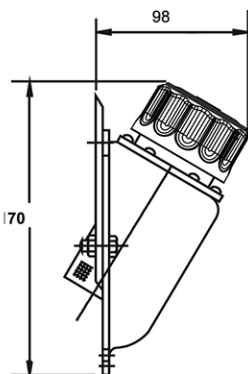


FSB-25 HN

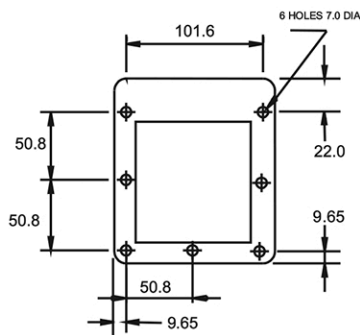
PUSH ON TYPE PB-25



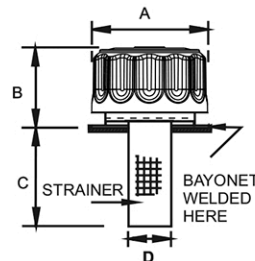
SIDE MOUNT



FSB - 25 BM

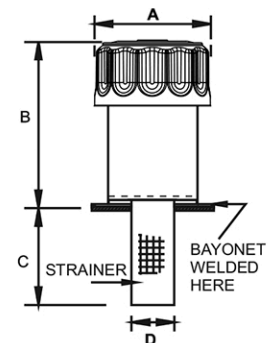


WELD TYPE



FSBW - 25

WELD TYPE HIGH NECK



FSBW - 25 HN

OPTIONAL / SPECIAL FEATURE (CONSULT FACTORY) - OMIT IF NOT REQUIRED

1

DIMENSIONS IN MM FOR REFERENCE ONLY

| MODEL | DISPLACEMENT | | RATING | | | | WT KGS | |
|----------------|--------------|-----|---------|----|-----|----|-----------|------|
| | | | MICRONS | | | | | |
| | | | A | B | C * | D | | |
| FSB - 05 | 150 | LPM | 40 | 46 | 52 | 65 | 28 | 0.10 |
| FSB - 05 - 10 | 90 | LPM | 10 | 46 | 52 | 65 | 28 | 0.10 |
| FSB - 25 | 720 | LPM | 40 | 77 | 52 | 91 | 48 | 0.25 |
| FSB - 25 - 10 | 400 | LPM | 10 | 77 | 52 | 91 | 48 | 0.25 |
| FSBW - 25 | 720 | LPM | 40 | 77 | 52 | 87 | 30 | 0.25 |
| FSB - 25-HN 1 | 720 | LPM | 40 | 77 | 73 | 91 | 48 | 0.35 |
| FSB - 25-HN 3 | 720 | LPM | 40 | 77 | 110 | 91 | 48 | 0.40 |
| FSBW - 25-HN 1 | 720 | LPM | 40 | 77 | 73 | 81 | 30 | 0.35 |
| FSBW - 25-HN 3 | 720 | LPM | 40 | 77 | 110 | 55 | 30 | 0.40 |
| PB - 25 | 720 | LPM | 40 | 77 | 50 | - | - | 0.21 |

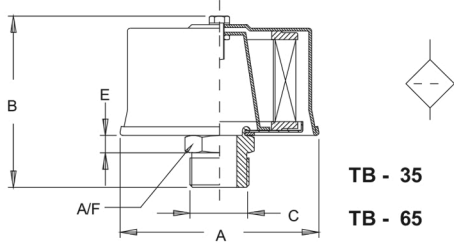
MODEL CODE : ASSEMBLY

| FSB * | - 25 | - * * | - BM | - ** | - ** | - *** | - * |
|--------|-----------------|-------------------------|-------------------------|-----------------------------|---|---|---|
| SERIES | CAPACITY CFM | FILTRATION μ MICRONS | FEATURE OPTIONAL (1) | STRAINER C * OPTIONAL(2) | FEATURE 1 OPTIONAL # (OMIT IF NOT REQD) | FEATURE 2 OPTIONAL # (OMIT IF NOT REQD) | FEATURE 3 OPTIONAL # (OMIT IF NOT REQD) |
| FSB | 05 (150 LPM) | 40 - 40 μ Std | BM - SIDE MOUNT | STD | | CONSULT FACTORY | B - BLACK POWDER COATED CAP |
| FSB | 25 (750 LPM) | 10 - 10 μ Nom | BM - SIDE MOUNT | L 4 - STD | L T - LOCKING TAB | DS 4 - DIP STICK 4" | |
| | | | HN 1 - HIGH NECK 1.5" | L 6 - 152 m m | P 5 - Pressurised 5psi | DS 6 - DIP STICK 6" | |
| FSBW | | 03 - 3 μ Nom | HN 3 - HIGH NECK 3" | L 8 - 203 m m | SG - SPLASH GUARD | DS 8 - DIP STICK 8" | |

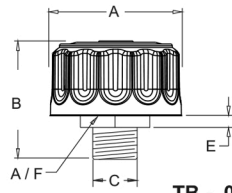
OPTIONAL / SPECIAL FEATURE (CONSULT FACTORY) - OMIT IF NOT REQUIRED

DIMENSIONS IN MM FOR REFERENCE ONLY


THREADED TYPE



TB - 35
TB - 65
TB - 165



TB - 05
TB - 25



| MODEL | DISPLACEMENT | RATING MICRON | C | | E | A / F | WT KGS | |
|--------------|--------------|------------------|-----|-----|----------|-------|-----------|------|
| | | | A | B | | | | |
| TB . 05 . | 150 LPM | 40 | 45 | 66 | 1/4" | 8 | 25 | 0.13 |
| TB . 05 . 10 | 90 LPM | 10 | | | | | | |
| TB . 25 . | 720 LPM | 40 | 77 | 66 | 3/4" | 10 | 30 | 0.25 |
| TB . 25 . 10 | 400 LPM | 10 | | | | | | |
| TB . 35 . | 1000 LPM | 10 | 110 | 138 | 1 - 1/2" | 12 | 55 | 0.40 |
| TB . 65 . | 2000 LPM | 10 | 145 | 145 | 2" | 15 | 65 | 0.55 |
| TB . 165 . | 4000 LPM | 10 | 185 | 195 | 2 - 1/2" | 15 | 80 | 1.30 |

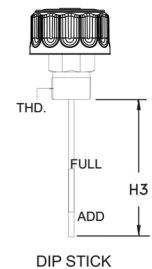
Note : TB 35 / 65 / 165 Nylon Housing

MODEL CODE : ASSEMBLY

| TB | - 05 | - 10 | - * * * | - P | - * | | |
|--------|------------------------|---------------------------------------|----------------------------|----------------------------------|---|--------------------------|----------------------------|
| SERIES | CAPACITY CFM | FILTRATION μ MICRONS | THREADS OPTIONAL # | FEATURE SPECIAL # | FEATURE 3 OPTIONAL # (OMIT IF NOT REQD) | | |
| TB | 05 | 40 - 40 μ Std | 02* - 1/4" * B / N | P - PRESSURISED (5 P S I) | B - BLACK POWDER COATED CAP | | |
| | | | 04S - 7/16" - 20 UNF | | | | |
| | | | 03* - 3/8" * B / N | | | SG - SPLASH GUARD | |
| | | | 06S - 9/16" - 18 UNF | | | | |
| | | | 04* - 1/2" * B / N | | | | DS 4 - DIP STICK 4" |
| | | | 08S - 3/4" - 16 UNF | | | | |
| | 04* - 1/2" * B / N | DS 6 - DIP STICK 6" (Ref - H3) | | | | | |
| | 08S - 3/4" - 16 UNF | | | | | | |
| | 06* - 3/4" * B / N | | DS 8 - DIP STICK 8" | | | | |
| | 12S - 1-1/16" - 12 UNF | | | | | | |
| | 08* - 1" * B / N | | | | | | |
| | 16S - 1-5/16" - 12 UNF | | | | | | |
| | 10* - 1 - 1/4" * B / N | | | | | | |
| | 20S - 1-5/8" - 12 UNF | | | | | | |
| | 12* - 1 - 1/2" * B / N | | | | | | |
| | 24S - 1-7/8" - 12 UNF | | | | | | |
| | 16* - 2" * B / N | | | | | | |
| | 32S - 3" - 12 UNF | | | | | | |
| | 20* - 2-1/2" * B / N | | | | | | |
| | 40S - 3-1/2" - 12 UNF | | | | | | |

P - FEATURE

- BUILT IN VALVE ASSEMBLY HELPS TO MAINTAIN PRESET PRESSURE (5 P S I) IN THE TANK.
- ALLOWS FREE FLOW OF AIR INTO THE TANK IF PRESSURE FALLS BELOW ATMOSPHERIC.
- IF PRESSURE INSIDE TANK INCREASES VALVE RELEASES AT PRESET PRESSURE (5 P S I)
- DISPLACED AIR IS FILTERED & CLEAN



OPTIONAL / SPECIAL FEATURE (CONSULT FACTORY) - OMIT IF NOT REQUIRED

3

DIMENSIONS IN MM FOR REFERENCE ONLY